


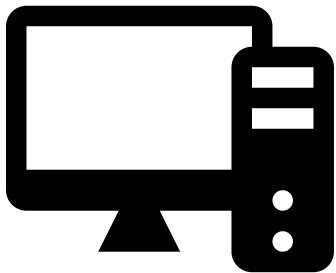


2017 Maintenance Schedule and Factory Direct Parts List





**Need Assistance with Maintenance or Parts
or want to Place an Order?**



**Send us an e-mail:
cycles@worksman.com**



**Give us a call:
718-322-2000**



**Send us a fax:
718-529-4803**

Worksman Cycles Safety Inspection Chart - Check cycles at least once a month. Circle Pass (P) or Fail (F) and make necessary repairs.

	Jan	Feb	Mar	Apr	May	Jun	Jul	Aug	Sep	Oct	Nov	Dec
Date of Inspection												
Inspection Completed By:												
Frame	P F	P F	P F	P F	P F	P F	P F	P F	P F	P F	P F	P F
Fork	P F	P F	P F	P F	P F	P F	P F	P F	P F	P F	P F	P F
Tires (Pressure and Wear)	P F	P F	P F	P F	P F	P F	P F	P F	P F	P F	P F	P F
Headset, Handlebar, Stem	P F	P F	P F	P F	P F	P F	P F	P F	P F	P F	P F	P F
Cranks	P F	P F	P F	P F	P F	P F	P F	P F	P F	P F	P F	P F
Pedals	P F	P F	P F	P F	P F	P F	P F	P F	P F	P F	P F	P F
Front Hub	P F	P F	P F	P F	P F	P F	P F	P F	P F	P F	P F	P F
Rear Hub(s)	P F	P F	P F	P F	P F	P F	P F	P F	P F	P F	P F	P F
Front Wheel(s)	P F	P F	P F	P F	P F	P F	P F	P F	P F	P F	P F	P F
Rear Wheel(s)	P F	P F	P F	P F	P F	P F	P F	P F	P F	P F	P F	P F
Front Brake(s)	P F	P F	P F	P F	P F	P F	P F	P F	P F	P F	P F	P F
Rear Brake(s)	P F	P F	P F	P F	P F	P F	P F	P F	P F	P F	P F	P F
Chain(s)	P F	P F	P F	P F	P F	P F	P F	P F	P F	P F	P F	P F
Seat, Seatpost	P F	P F	P F	P F	P F	P F	P F	P F	P F	P F	P F	P F
Shifter and Brake Cables	P F	P F	P F	P F	P F	P F	P F	P F	P F	P F	P F	P F
Rear Axle & Parts (Trikes)	P F	P F	P F	P F	P F	P F	P F	P F	P F	P F	P F	P F
Accessories (Lights, Horns, etc.)	P F	P F	P F	P F	P F	P F	P F	P F	P F	P F	P F	P F
Reflectors	P F	P F	P F	P F	P F	P F	P F	P F	P F	P F	P F	P F


Worksman Cycles has parts lists for each model that we make. If you would like a copy for the model(s) that you have, just give us a call or check out our website at:
www.worksmancycles.com

SERIAL #: _____

Misc. Notes:

NOTES (Parts needed, repairs needed, or additional comments.)

January	
February	
March	
April	
May	
June	
July	
August	
September	
October	
November	
December	



Worksman Cycles
Made in the USA
since 1898

If you need parts or have questions about your Worksman (or any other) cycle, call 888-3-WHEELER for assistance!

You can also reach Worksman Cycles by email at cycles@worksmancycles.com. Worksman Cycles 94-15 100th Street Ozone Pk, NY 11416

2017 Workman Cycles Factory Direct Parts Price List

effective 1/1/17

Workman Cycles 94-15 100th Street Ozone Park, NY 11416 USA

Email: cycles@workman.com

Tel: 718-322-2000 Fax: 718-529-4803

Parts #'s are listed in numeric order, then alpha order.

To identify the parts you require, refer to the owners manual first, which can be found at http://worksmancycles.com/shopsite_sc/store/html/page24.html or call our office for assistance. Parts orders are not accepted online.

Parts prices are subject to change without notice.

All prices are FOB Shipping Point, USA. All sales final.

Item#	Description	2016 MSRP
1000	SPOKE WRENCH 11 & 14 GAUGE	\$11.00
1001	PEDAL WRENCH 1/2" X 9/16"	\$21.00
1004	GREASE SPECIAL CARTRIDGE: 14 OZ	\$12.00
1005	GREASE TUBE WATERPROOF THREE OZ	\$6.50
1006	AIR PUMP: FOOT TYPE	\$26.00
1007	WHEEL: SIDE FREE 26 X 2.125 WITH AIR TIRE (M2626)	\$96.50
1007A-F700	WHEEL:FREE:26x2.125:w/ KILIAN BEARING	\$120.50
1007CAR	WHEEL:FREE:26X2.125 ALLOY RIM/STAINLESS SPOKE W/O TIRE	\$127.50
1007KVPR	WHEEL:FREE:26X2.125:KEVLAR TIRE/PUNCTURE RESISTANT TUBE	\$127.50
1007KVPR-F700	WHEEL:FREE:26x2.125:w/KILIAN BRNG, KEVLAR TIRE/PUNCTURE RES TUBE	\$165.50
1008	WHEEL: SIDE FREE 20 X 2.125 WITH AIR TIRE (M2020/U/STPT)	\$101.50
1008A	WHEEL: SIDE FREE 20 X 2.125 WITHOUT TIRE(M2020/U-STPT)	\$71.00
1008S	WHEEL: SIDE FREE 19 / 20 WITH SOLID TIRE(M2020/U/STPT)	\$116.00
1009	WHEEL: SIDE DRIVE 20 X 2.125 W/ AIR TIRE-STRETCH MOVER ONLY	\$104.00
1009A	WHEEL: SIDE DRIVE 20 X 2.125 W/O TIRE-STRETCH MOVER ONLY	\$73.50
1009S	WHEEL: SIDE 19 / 20 DRIVE WITH SOLID TIRE-STRETCH MOVER ONLY	\$119.00
100QN	HUB:K/O:NARROW 3 1/4 QUILL HUB(INB)	\$40.00
101	HUB: FREE ADJUSTABLE: 3-3/4" (ADAPTABLE,MOVER)	\$18.00
1010	WHEEL: SIDE DRIVE 26 X 2.125 WITH AIRTIRE (Adapt 26" Air)	\$106.50
1014A	SPOKES & NIPPLES 10- 9/16: 11 GAUGE (spokes sold in 100 packs)	\$0.65
1014B	SPOKES & NIPPLES 9- 13/16: 11 GAUGE (spokes sold in 100 packs)	\$0.65
1014C	SPOKES & NIPPLES 9 - 9/16: 11 GAUGE (spokes sold in 100 packs)	\$0.65
1014D	SPOKES & NIPPLES 7 - 9/16: 11 GAUGE (spokes sold in 100 packs)	\$0.65
1014E	SPOKES & NIPPLES 7 - 3/16: 11 GAUGE(spokes sold in 100 packs)	\$0.65
1014F	SPOKES & NIPPLES 10 - 9/16: 14 GAUGE(spokes sold in 100 packs)	\$0.45
1014G	SPOKES & NIPPLES 5 - 3/4: 14 GAUGE(spokes sold in 100 packs)	\$0.45
1014H	SPOKES & NIPPLES 7 - 5/8: 14 GAUGE(spokes sold in 100 packs)	\$0.45
1014I	SPOKES & NIPPLES 7 - 9/16: 14 GAUGE(spokes sold in 100 packs)	\$0.45
1014J	SPOKES & NIPPLES 8 - 5/8: 14 GAUGE (spokes sold in 100 packs)	\$0.45
1014K	SPOKES & NIPPLES 9 - 5/8: 14 GAUGE (spokes sold in 100 packs)	\$0.45
1014L	SPOKES & NIPPLES 10 - 1/4: 14 GAUGE(spokes sold in 100 packs)	\$0.45
1014M	SPOKES & NIPPLES 11 - 1/4: 14 GAUGE(spokes sold in 100 packs)	\$0.45
1014N	SPOKES & NIPPLES 11 - 5/16: 14 GAUGE(spokes sold in 100 packs)	\$0.45
1014O	SPOKES & NIPPLES 11 - 13/16: 14 GAUGE(spokes sold in 100 packs)	\$0.45
1014P	SPOKES & NIPPLES 12 - 1/16: 14 GAUGE(spokes sold in 100 packs)	\$0.45
1014Q	NIPPLES: BRASS 5/8: 14 GAUGE (.080)(spokes sold in 100 packs)	\$0.45

1014R	NIPPLES: BRASS 7/8: 11 GAUGE (.120)	\$0.45
1014SS	SPOKES & NIPPLES STAINLESS 11 GAUGE 10 5/8(spokes sold in 100 packs	\$1.50
1015	RIM:CLINCHER:20 X 2.125/1.75(OUTER RIM ONLY)	\$26.50
1016	RIM:CLINCHER:26 X 2.125/1.75(OUTER RIM ONLY)	\$28.75
1016AC	RIM: ALLOY CLINCHER 26"(OUTER RIM ONLY)	\$43.50
1016C	RIM:CLINCHER:24 X 2.125 (OUTER RIM ONLY)	\$27.75
1017	RIMSTRIP: 26" X 2.125/1.75-25MM	\$1.25
1017A	RIMSTRIP: 20 X 2.125/1.75-25MM	\$1.25
1017B	RIMSTRIP: 24 X 2.125/1.75-25MM	\$1.25
1017T	TUFFY LINER 26 X 2.125	\$13.00
1017T20	TUFFY LINER 20 X 2.125	\$13.00
1017T24	TUFFY LINER 24 X 2.125	\$13.00
101710	LIGHT;FLASHING STROBE-WHITE LENS	\$17.00
101714	LIGHT:FLASHING STROBE-RED LENS	\$17.00
1018	VALVE CAP	\$0.25
101N	HUB:K/O:NARROW WITHOUT PARTS: 3-1/4	\$14.50
102	KEYWASHER: FOR AXLE OR SPINDLE	\$0.70
103	BALLCUPS: (2 TO A SET)	\$5.25
104	QUILLTUBE: NARROW FITS #1000N	\$12.00
105	CONE: OUTSIDE STATIONARY (AXLE)	\$4.00
106	CONE: INSIDE STATIONARY (AXLE)	\$4.00
107	SPINDLE: DROP AXLE (OLD PRE'1965)	\$19.50
107A	SPINDLE: W/PARTS DROP AXLE (OLD-BEFORE 1965)	\$26.00
108	AXLE BOLT W/NUT:(LGB K/O WHEEL)	\$4.75
108A	AXLE W/NUT & WASHER: FITS INB/ING	\$4.25
109	DUST WASHER (AXLE/HUB)	\$1.40
110	K/O HUB PARTS SET: FITS #100QN	\$30.75
113	LOCK NUT LEFT HAND THREAD- (ADPT, MOVER, DEL, TRK)	\$2.50
114	LOCKWASHER 3/4": FDR 107 INSIDE	\$0.95
115	LOCKNUT 3/4":FOR 107 INSIDE	\$1.50
119	HUB:FREE OR DRIVE-36H 080PT&eag W/BRG	\$24.50
119A	HUB FREE OR DRIVE-36H .120 (EXEC) W 3/4' PRESSED BEARINGS	\$25.00
121	HUB:FRONT:3/8 AXLE:36H 11G.120	\$16.75
122	HUB:FRT:5/16AXLE:36H 14GA FMB	\$12.00
126	HUB:3/4 BEARING 36HOLE 11GAUGE	\$25.00
1265	HANGER PARTS SET:W/O1275 & 1380 (aka Bottom Bracket or Crank Parts)	\$17.00
1265BMXS	HANGER PARTS SET- SEALED-HEAVY DUTY - MORE DURABLE	\$64.00
1266	HANGER BEARING (2 TO A SET)	\$2.50
1267	HANGER ASSY:44T:3/16 6-1/2"CNK	\$52.50
1267A	HANGER ASSY:44T:1/8- 6 1/2"CRANK	\$51.50
1267B	HANGER ASSY:36T:1/8 :6-1/2"CRANK	\$50.50
1267C	HANGER ASSY:44T:1/8: 6-1/2CRANK	\$51.00
1267D	HANGER ASSY:36T:3/16: 6-1/2CRANK	\$50.00
1267F	HANGER ASSEMBLY 32T 3/16" 6-1/2" CRANK	\$50.00
1267G	HANGER ASSY:36T:1/8 :5-1/2CNK	\$50.00
1267H	HANGER ASSY:28T 3/16" 6 1/2" CRANK	\$50.00
1267J	HANGER ASSY TANDEM FRONT 40T	\$48.75
1267K	HANGER ASSY TANDEM REAR DBL 40/48	\$75.50
1268	BALL CUPS: HANGER (2 TO A SET)	\$4.25
1269	WASHER: HANGER STATIONARY:INSIDE-	\$1.25
127	HUB:5/8 BEARING 36 HOLE 11 GAUGE(USED ON 326 SERIES WHEELS)	\$23.75

1271	KEY WASHER HANGER OUTSIDE	\$1.25
1272	ADJUSTING CONE: HANGER:OUTSIDE	\$3.25
1273	STATIONARY CONE: HANGER: INSIDE	\$3.25
1274	LOCKNUT:HANGER:OUTSIDE	\$2.00
1275	CRANK 6-1/2":FORGEDONE PIECE (ALL WORKSMAN INDUSTRIAL MODELS)	\$24.75
129	HUB:5/8 36 HOLE 11 GA (EXEC)	\$17.00
130	AXLE PARTS SET: (58/58A)	\$20.00
131	AXLE PARTS SET: (FITS 4918/100QN)	\$28.50
132	REAR AXLE PARTS SET MOVER	\$20.00
133WH	BASKET-FRONT WHITE W/HOLDER-REMOVABLE 14.5X9.5X9"	\$29.50
1380	SPROCKET:44T:1/2X3/16" (INB,ING,M2600,LGB)	\$14.25
1380AA	SPROCKET: TANDEM:DBL40/48(AFT1/84)	\$32.50
1380B	SPROCKET:44T:1/2 X 1/8	\$12.00
1380C	SPROCKET:36T:1/2 X 1/8	\$11.75
1380D	SPROCKET:36T:1/2 X 3/16(AD-CB,MOVERS)	\$14.00
1380EA	SPROCKET:TANDEM:SINGLE:40T(AFT 1/8)	\$11.75
1380F	SPROCKET-3/16" 32 TOOTH--	\$14.00
1380G	SPROCKET FRONT 1/2 X 1/8 X 32T	\$11.75
1380H	SPROCKET:1/2X 3/16 X 28T	\$14.00
1380K	SPROCKET-1/2 X1/8 X 28T	\$11.50
139	BASKET FRONT MOUNT 18" X 13" X 6"(G1)	\$22.75
146	BEARINGS (AXLE,WHEEL,SPINDLE (2=SET))(PAIR)	\$6.50
153	FORK:20" X 1.75 FOR FOLDING BIKE& PORTOTRIKE	\$46.50
154	FORK:6-1/2 TUBULAR 24"MW(SL/ALT/MG)	\$45.50
156	FORK:6-1/2" TUBULAR 26" MNB	\$40.00
160A	RETENTION CLIP: FITS FORK #156	\$0.75
160B	RETENTION CLIP: FITS 60HD	\$0.75
173	BEARING:PRESSED 3/4 (WHEEL)CARTRIDGE (EXEC)	\$4.50
174HD	BEARING:PRESSED 5/8 (SL,PT&ALT)CARTRIDGE TYPE (174)	\$4.50
176	AXLE:5/8 X 29"W/DRV.PLATE(alt&PT)	\$56.00
176K	Axle: 3/4" center, 5/8" end- keyed- (New Style Portotrike, Eag, Exec)	\$60.00
177	AXLE3/4" X29.5 W/DR PLATE 3/4" DIAMETER- (old-EXEC)	\$59.50
2000	CHAIN RIVET REMOVER TOOL	\$59.00
2002	CALIPER BRAKE 26" BALLOON-FOR 2.125 BOX RIM	\$30.00
2002A	CALIPER BRAKE: FRONT 24" MW(ALT-EXEC-PT-D)	\$30.00
2003	PEDAL THREADING TAP 1/2" (LEFT & RIGHT=SET)-TAP SET	\$64.00
2003A	PEDAL THREADING TAP 9/16" (LEFT & RIGHT=SET)TAP SET	\$64.00
2004	FORK STOCK & DIE:24T	\$103.75
2005	AIR PRESSURE GAUGE	\$12.00
201	VINYL COATED CABLE & LOCK SET: KEY TYPE (P4)	\$12.00
20109	LOCK- U-TYPE BICYCLE SHACKLE LOCK SET	\$42.75
202	AIR PUMP-	\$19.75
203B	BICYCLE REPAIR TOOL KIT	\$36.75
2820	CALIPER BRAKE PADS: PAIR	\$3.75
	Note- Worksmen Coaster Brake Tricycles with two wheels in the rear utilize double sprocket coaster brakes #301 except the Movers which utilize Part # 301M. Part # 300 is the coaster brake which is part of rear wheels on front load tricycles or heavy duty bicycles	
300	COASTER BRAKE:36 HOLE 11GA .120" (INB/U/STPT)	\$35.00
301	COASTER BRAKE:DOUBLE SPRKT(AD)	\$71.50
301M	COAST BRK DBLE SPT-HD STRAP-MVR/SL/PT/SBST	\$72.00
302	COASTER BRAKE KIT (ADAPT)301,4914EE,69,2-4915 +CB TIPS	\$101.00

302M	COASTER BRAKE CONV KIT FOR M2626 301M,69,2-4915,CHAIN	\$101.00
303	HORN:BULB TYPE: MEDIUM (P3)	\$12.50
306	COASTER BRAKE: 36 HOLE 14GA.080(FMB,MNB,MNG,DF)	\$34.50
307	COASTER BRAKE CONV KIT-eag (301 +69A+4914E+2-4915)	\$98.00
3200	FRAME:PORT -O-TRIKE:FREEWHEEL	\$345.00
32003CB	FRAME:PORT -O-TRIKE CB AND:3C/B TIPS	\$356.75
	The following wheels are special and are not used on any Worksmen Cycles but are suitable for pushcarts, garden carts, etc., they utilize Clincher rims, 36-11g. spokes and pressed cartridge bearings. The hubs are 3.25" wide and slide onto an axle shaft.	
326	WHEEL:3/4 BRNG:20 X 2.125W/AIR TIRE	\$101.75
326A	WHEEL:3/4 BRNG:20"11GA36H:W/O TIRE	\$67.50
326S	WHEEL:3/4 BRNG:20X1.75W/SLD TIRE	\$135.50
327	WHEEL:5/8 BRNG:20X2.125W/AIRTIRE	\$101.75
3275	CRANK: 5-1/2":FORGED ONE PIECE	\$24.75
327A	WHEEL:5/8 BRNG:20"11GA36H:W/O TIRE	\$67.50
327S	WHEEL:5/8 BRNG:20X1.75W/SLD TIRE	\$137.50
328	WHEEL:3/4 BRNG:24X2.125W/AIRTIRE	\$103.75
328A	WHEEL:3/4 BRNG:24X2.125W/O TIRE	\$69.75
329	WHEEL:3/4 BRNG:26X2.125W/AIRTIRE	\$105.50
329A	WHEEL:3/4 BRNG 26X2.125 W/O TIRE	\$71.50
329KVPR	WHEEL:3/4 BRNG:26X2.125 w/KEVLAR TIRE & PUNCTURE RESISTANT TUBE	\$122.00
329S	WHEEL:3/4 BRNG:26 X 1.75 W/SOLID TIRE	\$140.50
330	WHEEL:5/8 BRNG:24X2.125W/AIRTIRE	\$103.75
3300	FRAME:TANDEM-COASTER BRAKE	\$427.50
3300A	FRAME: TANDEM-3SPD. COASTER BRAKE	\$427.50
330A	WHL:5/8 BRNG 24X2.125 W/O TIRE	\$69.75
331	WHEEL 5/8 BRNG 26 X 2.125 W/AIRTIRE	\$105.50
331A	WHEEL 5/8 BRNG 26 X 2.125 W/O TIRE	\$71.75
331S	WHEEL 5/8 BRNG 26 X 1.75 W/SOLID TIRE	\$140.50
	The following group of wheels are garden cart wheels- they have riveted style spokes and are often used on lighter duty pushcarts or special applications. They all have cartridge bearing hubs which are designed to slide onto an axle shaft.	
340	WHEEL; GARDEN CART;20 SPOKES 5/8 BEARINGS, AIR TIRE	\$75.75
340A	WHEEL;GARDEN CART 20 SPOKES 5/8 BEARINGS W/O TIRE	\$54.00
340S	WHEEL;GARDEN CART 20 SPOKES 5/8 BEARINGS W SEMIPNEUMATIC TIRE	\$80.00
341	WHEEL;GARDEN CART 20 SPOKES3/4 BEARINGS W AIR TIRE	\$75.75
341A	WHEEL;GARDEN CART 20 SPOKES3/4 BEARINGS W/O TIRE	\$54.00
341S	WHEEL;GARDEN CART 20 SPOKES3/4 BEARINGS SEMIPNEU TIRE	\$80.00
342	WHEEL;GARDEN CART32 SPOKES5/8 BEARINGS AIR TIRE	\$81.00
342A	WHEEL;GARDEN CART32 SPOKES5/8 BEARINGS W/O TIRE	\$59.50
342S	WHEEL;GARDEN CART32 SPOKES5/8 BEARINGS W/SEMI PNEU TIRE	\$86.50
343	WHEEL;GARDEN CART32 SPOKES3/4 BEARINGS W/ AIR TIRE	\$80.00
343A	WHEEL;GARDEN CART32 SPOKES5/8 BEARINGS WO TIRE	\$54.00
343S	WHEEL;GARDEN CART32 SPOKES3/4 BEARINGS W/SEMI PNEU TIRE	\$86.50
3400	FRAME:TRI-TANDEM TRICYCLE-C/B	\$769.00
3600	FRAME:AMERICAN DIAMOND-26" MW	\$182.50
361MSA	WHEEL-MHWK-ADJ(FREE)24"W/O TIRE(NOT FOR WORKSMAN)	\$72.50
361S	WHL 26" SOLID-7/8 ADJ-MHWK SOLID TIRE(NOT FOR WORKSMAN)	\$119.75
3700	FRAME:TS/M2600-26" BAL	\$206.00
3800	FRAME:FOLDING BICYCLE-20" MW	\$186.75
3800A	FRAME:FOLDING BIKE 3 SPEED C/B	\$186.75
3900	FRAME:UNISEX BICYCLE 24" GIRLS	\$186.75

3927	CABINET:ADC 22 X 15 X 16	\$170.00
3927M	REAR PLATFORM FOR MOVERS	\$86.50
3927P	CABINET: PIZZA TOP OPENING	\$201.50
3927PS	CABINET: PIZZA SIDE OPENING	\$206.50
3927PAV	CABINET:PERSONAL ACTIVITY TRIKE 22X15X8"	\$129.50
3927STPT	PLATFORM:STPT 38X26X2-STEEL	\$194.50
3927T	CABINET:TRICART/SUD WITH WOOD BASE	\$549.00
3927U	PLATFORM:UTILITY 34X30X2-STEEL	\$194.50
3928C	SUPPORT BRACE FOR REAR CABINET FOR SIDE BY SIDE	\$118.50
3928S	SUPPORT BASE FOR SIDE BY SIDE REAR BASKET	\$84.00
3950	FRAME:EAGLE FRONT ONLY	\$203.00
3950A	FRAME:EAGLE REAR FREEWHL W/AXLE	\$186.00
3950B	FRAME EAGLE REAR W/AXLE & FIX DR	\$182.75
3973	MEGA LOUD SAFETY HORN=BAT OPER	\$23.99
3975	GENERATOR LIGHT SET-FR & REAR	\$45.00
3976	LIGHT: ELECTRIC W/O BATTERY (P7)	\$19.50
3978	SAFETY FLAG: ORANGE (MINIMUM ORDER 5)	\$10.75
3978A	SAFETY FLAG W 2/PIECE POLE	\$13.00
3979	BELL:DOUBLE CHIME DING DONG (P2)	\$11.75
3980	HUB:DRIVE:3-3/4" (ADAPT-WITH SQUARE HOLE)	\$22.75
3980M	HUB DRIVE MOVER KEYWAY SLOT	\$23.75
401	3 SPEED.COASTER BRK:36H.120-T3CB AND 3 SPEED INB)-BIKES ONLY	\$130.00
402	3 SPEED.COASTER BRK:36H.080-FMB3CB-BIKES ONLY	\$134.50
404	USE PART# 404N-ADAPTABLES,404NM-MOVERS, 404SA-PLEASURE TRIKES	\$169.50
404NM	3 SPEED COASTER BRAKE-NEXUS-DUAL SPROCKET - MOVERS	\$169.50
404N	3 SPEED COASTER BRAKE-DUAL SPROKET-NEXUS-ADPT,EXEC	\$169.50
404SA	3 SPEED COASTER BRK-DUAL SPRKT-STUR. ARCHER- PT3CB, ALT3CB	\$166.00
404SBST	3 SPEED COASTER BRAKE-SHIMANO NEXUS-DUAL SPROCKET - MOVERS	\$175.00
405	3 SPD.COASTER BRAKE CONV KIT- APAPT.-3CB	\$218.50
4125	ELEVATOR BOLT & NUT & WASHER (FRONT PLATFORMS)	\$1.25
4127	CARRIAGE BOLT,NUT, WASH 1-3/4	\$0.85
4128	STEP BOLT 1-3/4,NUT,WASHER	\$0.85
4129	FREEWHEEL SPROCKET:22T-FOR 63AD (Adaptable & Mover w/ Freewheel)	\$22.75
4129A	FREEWHEEL SPROCKET:18T-FOR 62 (Recreational & Lite-Duty Trikes)	\$21.75
	NOTE: 4129 sprockets are for models without coaster brakes.	
	Use 69 FIXED DRIVE GEAR (7/8") for Movers & Adaptables.	
4130	WHEEL 20X2.125 C/B CLCHR W/TIRE	\$116.75
4130A	WHEEL 20X2.125C/B CLCHR W/O TIRE	\$83.50
4130S	WHEEL 20X2.125C/B CLCHR WSOLID TIRE	\$133.00
4131Q	WHEEL:K/O HUB:26x2.125 w/AIR TIRE (INB/ING/M2600 FRONT)	\$119.00
4131QA	WHEEL:K/O HUB:26x2.125 w/o TIRE (INB/ING/M2600 FRONT)	\$86.50
4131QAAL	WHEEL:K/O HUB-ALLOY/SS:26x2.125 w/o TIRE (INB/ING/M2600 FRONT)	\$103.75
4131QAL	WHEEL:K/O HUB-ALLOY/SS:26x2.125 w/ TIRE (INB/ING/M2600)	\$135.00
4131QALKVPR	WHEEL:K/O HUB-ALLOY/SS:26x2.125 w/KEVLAR TIRE/PR TUBE (INB/ING/M2600)	\$165.00
4131QKVPR	WHEEL:K/O HUB:26x2.125 w/KEVLAR TIRE/PR TUBE (INB/ING/M2600 FRONT)	\$150.00
4131QS	WHEEL:K/O HUB:26" W/SOLID TIRE (INB/ING/M2600 FRONT)	\$135.00
4135	WHEEL: REAR CB 24x2.125 CLINCHER w/ TIRE (MGR)	\$126.50
4135A	WHEEL: REAR CB-24X2.125 CLINCHER w/o TIRE (MGR)	\$91.50
4135Q	WHEEL K/O FRONT 24X2.125 w/TIRE (MGR)	\$125.00
4135QA	WHEEL K/O FRONT 24X2.125 w/o TIRE (MGR)	\$85.50
4136	WHEEL:REAR CB:26X2.125 W/AIR TIRE (INB/ING/M2600 Rear)	\$124.50

4136A	WHEEL:REAR CB:26x2.125 w/o TIRE (INB/ING/M2600 REAR)	\$96.75
4136ADUO	WHEEL:REAR 2-SPEED DUOMATIC CB:26x2.125 w/o TIRE (INB/ING/M2600)	\$209.00
4136CSSAL	WHEEL:REAR CB 26" CLINCHER-ALLOY RIM-STAINLESS SPOKES w/o TIRE	\$137.00
4136CSSAL-KVPR	WHEEL:REAR CB 26" CLINCHER-ALUM RIM-SS SPOKES w/KV TIRE PR TUBE	\$189.50
4136CSSAL-WT	WHEEL:REAR CB 26" CLINCHER-ALLOY RIM-STAINLESS SPOKES w/ TIRE	\$164.75
4136KVPR	WHEEL:REAR CB:26X2.125 w/KEVLAR TIRE & PR TUBE (INB/ING/M2600 Rear)	\$150.00
4136S	WHEEL: REAR CB: 26" w/ SOLID TIRE (INB/ING/M2600 Rear)	\$154.50
417	7 SPEED HUB C/B 36X 080 21T SHIMANO	\$334.50
418	7 SPEED HUB C/B 36X 120 21T SHIMANO	\$348.00
465	WHEEL:FRONT.DRUM 26X1.75.080W/TIRE - FOR(MNB WITH DRUM BRAKE)	\$107.00
465A	WHEEL:FRONT.DRUM 26X1.75 .080 W/O TIRE - FOR MNB W/DRUM BRAKE	\$85.50
466	WHEEL:FRONT.DRUM 24X1.75.080:W/TIRE(ALT,SL)	\$105.00
466A	WHEEL:FRONT DRUM:24X1.75.080W/O TIRE(ALT,SL)	\$83.50
467	WHEEL:FRONT DRUM:20X1.75.080W/TIRE (PT)	\$101.75
467A	WHEEL:FRONT DRUM:20X1.75.080 W/OTIRE(PT)	\$80.00
468	WHEEL:FREE SIDE/ 20X1.75W/TIRE-PT 5/8	\$75.75
468A	WHEEL:FREE SIDE:20 X 1.75 W/O TIRE-PT	\$56.50
468D	WHEEL:DRIVE SIDE 20X1.75W/W TIRE(PTS old 3 prong)	\$81.50
468DA	WHEEL:DRIVE SIDE 20 X 1.75W/O TIRE-PT	\$58.50
468K	WHEEL: Drive; Keyed 20x1.75PT(since 2008) w/tire	\$81.50
468KA	WHEEL; Drive;Keyed 20x1.75 PT(since 2008) w/o tire	\$58.50
469	WHEEL-FREE 24X1.75W/TIRE--Eagle	\$79.00
469A	WHEEL:FREE:24 X 1.75 W/O TIRE Eagle	\$57.50
469K	WHEEL; Drive;Keyed 24x1.75 EAG(since 2008) w tire	\$83.50
469KA	WHEEL; Drive;Keyed 24x1.75 EAG(since 2008) w/o tire	\$60.75
469AX	WHEEL:FREE 24X1.75 11 G SPOKES W/O TIRE- EXECUTIVE TRIKE	\$66.00
469D	WHEEL-DRV-24X1.75W/W TIRE.080-Eagle(Old style with 3 prong)	\$83.50
469DA	WHEEL:DRIVE 24 X 1.75W/O TIRE-Eagle (3 prong Old Style)	\$59.00
469DAX	WHEEL;DRIVE 24X1.75 11 GAUGE SPOKES W/O TIRE- EXECUTIVE TRIKE	\$68.25
48	CUPS:FORK HEAD(SET OF 2) (STD)	\$4.00
4800	MUDGUARD:20"MW FRONT - FMB	\$13.25
4801	MUDGUARD:20" MW REAR CHROME PLATED-FOLDING BIKES	\$13.25
4802	BRACE:20"MW FRONT/REAR-FOLDING BIKES	\$2.50
4803	MUDGUARD:24" MW FRONT CHROME PLATED SL/AL/EXEC	\$13.25
4804	MUDGUARD:24" MW REARCHROME PLATED(MG BICYCLE)	\$13.25
4805	BRACE:24" MW FRONT/REAR	\$2.50
4806	MUDGUARD:26" MW FRONT CP (MNB,MNG,DF)	\$13.25
4807	MUDGUARD:26" MW REAR C.P (MNB,MNG,DF)	\$13.25
4808	BRACE:26" MW FRONT	\$4.25
4809	SIDE FENDER FOR PT (20") -FENDER ONLY	\$13.25
4810	SIDE FENDER 24"-SL,ALT -FENDER ONLY	\$13.50
4811	SIDE FENDER BRACE & CLMP-20-PT (L or R)	\$17.00
4812	SIDE FENDER BRACE & CLMP-24"SL (L or R)	\$17.00
48A	CUPS:FORK HEAD(SET OF 2)FMB&PT	\$4.25
49	HEADSET BEARING (RETAINER STYLE) (pair)	\$2.50
4900ST	FRAME:SD,STD,U,STPT,ICT	\$512.75
4901	MUDGUARD:26" BALLOON REAR -CHROME (MEDIUM LENGTH)	\$14.00
4901P	MUDGUARD: REAR 26" BAL-PAINTED (SPECIFY COLOR)	\$26.00
4902	MUDGUARD: SIDE24/26" BALLOON CHROME (MOVER/ADAPTABLE)	\$15.50
4902A	MUDGUARD:SIDE:20"BALLOON CHROME (M2020)	\$14.25
4902AP	MUDGUARD:20"SIDE-PAINTED-(SPECIFY COLOR)	\$26.00

4902P	MUDGUARD: SIDE24/26" BALLOON-PAINTED (SPECIFY COLOR)	\$26.00
4902P-BLK	FENDER:26/24":BAL:SIDE:RESIN:BLK (MVR/ADAPT)	\$17.00
4904	BRACES:20"SIDE-DLVY/CRT(3 /SET)	\$14.00
4904A	BRACES:26"SIDE (3/SET)PUSHCART	\$17.75
4904C	BRACES:20"SIDE-(3TOSET)ADAPT W/20"WHL	\$11.75
4904L	BRACES:20"FRONT-LGB-BALLOON	\$2.50
4905	BLT,NUT,WSHR(TOP-SIDE FEN-BRC)	\$0.75
4906	BLT,NUT,WSHR(BTM-SIDE FEN-BRC)	\$0.75
4907	BLT,NUT,WSHR(FRT&R-FEND BRACE)	\$0.75
4907A	BLT,NUT,WSHR(FORK L-BRACKET)	\$0.75
4907B	BLT,NUT,WSHR(MUDGD& L-BRKT)	\$0.75
4908B	SEATPOST:DEL TRIKE 7/8" (25MM)(U,STPT,C34,C37,WTC4X4)	\$12.50
4908C	SEATPOST:7/8" (ADPT, NB, NG, LG)	\$10.00
4908D	SEATPOST 1" x 7/8" EAG,EXEC,FMB,PT, MOVER (Since 2005)	\$12.50
4908E	SEATPOST: 7/8" x 15" (M2600)	\$12.50
4908K-S	HINGE BOLT SYSTEM -FOLDING CYCLE FRAMES"SAFE-T-LOC" AFTER 2003	\$15.75
4908M	SEATPOST:MOVER.750x11.875x5/8T SOLID (Movers prior to 2005)	\$18.50
4909	BOLT-NUT-WASHER:SEAT POST	\$2.50
4909M	SEATPOST BOLT: SQUARE HEAD (PRE-2005 MOVERS)	\$2.50
4909SB	"T" TIGHTENING BOLT FOR SBST&PAV3 SEATS	\$4.25
4910	CHAINGUARD: PortoTrike & Folding Bike (Short/Chrome)	\$14.75
4910A	CHAINGUARD: Bicycles, Front Load Trikes, Mover, Adaptable (Long/Chrome)	\$16.50
4910B	CHAINGUARD:Tandem/TriTandem - PAINTED	\$34.75
4910P-BLK	CHAINGUARD: Bicycles, Front Load Trikes, Mover, Adaptable (Long/Resin BLK)	\$17.50
4910Z	CHAINGUARD SCREW & REPS NUT	\$0.50
4911A	QUIC REL CLAMP SEATPOST 30MM (FMB/PT)	\$21.00
4911B	QUIC REL CLAMP FORK/STEM25.4MM(FMB/PT)	\$21.00
4911C	SEAT POST FRAME CLAMP 1" (AD)	\$3.25
4911D	SEAT POST CLAMP 1-1/8"(ALT/SL/MG)	\$3.50
4912V	Saddle SADDLE:7/8":DOUBLE COIL:10":BLACK(Adapt/Mover/M2600/INB)	\$30.50
	Note regarding chains: Worksmen Business Cycles utilize 1/2x3/16" wide chain which is 50% wide than standard chain.	
4914	CHAIN:1/2 x 3/16": BY THE FOOT	\$3.50
4914A	CHAIN:CONNECTING LINK:1/2 x 3/16"	\$1.75
4914B	CHAIN:1/2X3/16X121: Adaptable-FREEWHEEL	\$16.00
4914C	CHAIN:1/2X3/16X105: U-SUD-STPT	\$16.00
4914D	CHAIN:1/2X3/16X109: INB/G-Low Gravity-M2600	\$16.00
4914E	CHAIN: 1/2X1/8X37:SL/PT-CB/3CB	\$8.50
4914EE	CHAIN:1/2 X 3/16 X 35: AB-CB	\$8.50
4914F	CHAIN:1/2X3/16X107:ADCB-INB3CB	\$16.00
4914H	CHAIN:1/2X1/8X97:FMB/EAG/PTFREE	\$14.00
4914J	CHAIN:1/2X1/8X109:MNB/G,DF,MG	\$14.00
4914K	CHAIN:1/2X1/8X115:PT/SL-CB/3CB	\$14.00
4914M	CHAIN:CONNECTING LINK: 1/2X1/8	\$1.25
4914N	CHAIN:1/2X1/8X132.5:TANDEM FRONT	\$14.50
4914P	CHAIN:1/2X1/8X132.5:TRI-TANDEM FRONT	\$14.50
4914Q	CHAIN:1/2X1/8X113: TRI-TANDEM REAR LONG	\$14.00
4914QA	CHAIN:1/2X1/8X111: TANDEM REAR	\$13.00
4914R	CHAIN:OFFSET HALF-LINK: 1/2 X 1/8"	\$1.50
4914S	CHAIN:1/2X3/16X147: M2626-C/B	\$17.00
4914SB	CHAIN:1/2X3/16X165 :SBST-CB/3CB (LONG CHAIN)	\$18.00
4914ST	CHAIN:1/2X3/16X39: SBST-CB (SHORT CHAIN)	\$8.50

4914T	CHAIN:1/2X3/16X135: M2626-FREEWHEEL	\$16.00
4914U	CHAIN:1/2X3/16X149: M2020-C/B	\$17.75
4914W	CHAIN:1/2X1/8X103: EAGLE-CB/3CB	\$14.00
4914X	CHAIN: 1/2X1/8X39: EAGLE CB/3CB	\$8.50
4914XX	CHAIN:1/2X3/16X37: MOVER-CB	\$8.00
4914Y	CHAIN: 1/2x1/8x121: EAGLE FREEWHEEL	\$14.00
4914YY	CHAIN:1/2X1/8X36.5:PT/SL-CB3CB	\$8.00
4914Z	CHAIN:1/2 X 1/8: BY THE FOOT	\$2.50
4914-200	CHAIN: 1/2x3/16x200: (PAV3-3CB-STR, 200 links, 28 Tooth Sprocket)	\$20.00
4914-202	CHAIN: 1/2x3/16x202: (PAV3-3CB-STR, 202 links, 32 Tooth Sprocket)	\$20.00
4915	CHAIN ADJUSTER: 40mm, 1-SPEED BIKES	\$2.50
4915-55MM	CHAIN ADJUSTER: 59mm, 1-SPEED TRIKES	\$2.50
4915E	CHAIN ADJUSTER: 60mm, 3-SPEED BIKES & TRIKES	\$2.50
4916	CHAIN IDLER:STAT (T&TT&SL&PT)	\$18.00
4918	AXLE:1X31-1/2"W/O WINGS (UTILITY TRIKE)	\$85.50
4918A	AXLE:1X37" WITH WINGS (,STPT)	\$91.75
4918B	AXLE:1X34"-23"BOX W/WING (ICP)	\$80.75
4918C	AXLE:1X37"-26"BOXW/WING-pushcart(DDICP)	\$83.00
4918D	AXLE:1X34"-23"BOX W/WINGS (ICT-TRICYCLE)	\$91.50
4918E	AXLE:1X37"W/O WINGS-PUSHCART	\$79.50
4918F	AXLE:1X34"W/O WINGSPUSHCART	\$79.00
4918G	AXLE:1X31-1/2"W/O WINGS-PSHCRT	\$75.75
4918G1	AXLE 1X 32" W/O WINGS PUSHCART	\$77.00
4918H	AXLE:1X34" W/O WINGS-DEL TRIKE	\$86.75
4918-HD	AXLE:1x31-1/2:w/o WINGS:PUSHCART	\$74.50
4918J	AXLE:1X39: W/O WINGS:PUSHCART	\$78.50
4918K	AXLE:37"W/O WINGS FOR DEL TRKE	\$87.75
4918L	AXLE:1X31-1/2 W/WINGS PUSCHART	\$78.50
4918M	AXLE1X39 W/WINGS-PUSHCART	\$81.00
4919	LUGGAGE CARRIER - 20"REAR(FMB)	\$28.75
4919-W	REAR RACK FITS 26" BIKES	\$31.00
4920	AXLE SET FOR FRONT WHEEL 5/16"MMWT"(ALT.MNB/MNG.DF)	\$8.50
4921	SPRING:LOW TYPE(STPT,SUD,ICT,C34) --EACH	\$79.50
4921L	LEAF SPRING SUPPORT 17" - STPT	\$7.50
4921LL	LEAF SPRING SUPPORT 10-12"	\$6.50
4921LS	SPRING SPACER 3-4"	\$4.50
4921U	SPRING:HIGH TYPE (UTILITY) -EACH	\$74.00
4921UL	SPRING:LEAF-19" CURVED: "U"	\$10.00
	Worksmen Business Cycles utilize heavy duty Sup-R-Tires with a diamond tread pattern. Many sizes are now available with a built-in molded Kevlar lining for reduced flats.	
4922	TIRE:20X2.125WTC SUP-R-TIRE BLK	\$19.50
4922A	TIRE:26X2.125 WTC SUP-R-TIRE BL	\$23.50
4922AKV	TIRE:26X2.125 WTC SUP-R-TIRE BLK KEVLAR	\$30.50
4922AWSW	TIRE:26X2.125 WTC SUP-R-WHITE WALL	\$29.50
4922E	TIRE:24X2.125 WTC SUP-R-TIRE BLACK	\$22.00
4922EKV	TIRE:24X2.125WTC SUP-R-TIRE KEVLAR BLACK	\$28.00
4922EWSW	TIRE:24X2.125 WTC SUP-R-TIRE WHITE WALL	\$29.50
4922GNM	TIRE:20X2.125 GREY NON MARKING	\$36.75
4922KV	TIRE:20X2.125WTC SUPRTIREBLK KEVLAR	\$25.75
4922WSW	TIRE:20X2.125WTC-SUP-R TIRE WHITE WALL	\$26.50

Note- If you are looking for a special size tire or tube and do not see it on this list, please call our sales department. Chances are, we have it or can easily get it. Also 20, 24 & 26" x 2.125 tubes are available in puncture resistant versions. See part #'s beginning with 6023.

4923	TUBE:20X2.125 BALLOON	\$7.65
4923A	TUBE:26X2.125 BALLOON	\$8.00
4923E	TUBE:24X2.125 BALLOON	\$7.75
4926	U-BOLT,NUT,WASHER (FOR SPRINGS)	\$3.50
4927A	BOLTS FOR CROSS AXLE LUG (2)	\$2.50
4929	HANDLEBAR: 23"WIDE BOX-,SUD, TRC	\$50.00
4930	HANDLEBAR :26" WIDE BOX-STD	\$54.75
4931	HANDLEBAR: U,STPT (LOOP STYLE)	\$62.00
4934	HANDLEBAR: DDICP-26" BOX	\$56.50
4934A	HANDLEBAR: ICT -23" BOX- SWEPT UP	\$53.50
4934B	HANDLEBAR: ICP- 23" BOX -STRAIGHT	\$51.75
4935	BOLT,NUT&WASH:H.B.DEL TRK(SET)	\$0.75
4936	NUT&WASHER:(FOR HANDLEBAR-ICP/ICT SET)	\$0.75
4937	HEAD LUG SPINDLE:WITHOUT PARTS (FRONT LOAD TRICYCLES, WTC4X4)	\$21.50
4937A	HEAD LUG SPINDLE:WITH PARTS (FRONT LOAD TRICYCLES, WTC4X4)	\$34.50
4938B	TIRE:SOLID 20" WORKSMAN CYCLES Airless Technology	\$44.00
4939A	TIRE:SOLID 26" WORKSMAN CYCLES Airless Technology	\$48.75
4963	MIRROR:REARVIEW WITH REFLECTOR (P5)	\$13.50
49B	BEARING:FORK PT & FMB:TYPE B	\$3.50
5020HD	FORK-20"- 6-3/4 STEM-BLACK (MOVER M2020, M2026, PAV, SBST)	\$41.50
5020HD-SP	FORK-20"- 6-3/4 STEM-SPECIAL COLOR (MOVER M2020, M2026, PAV, SBST)	\$56.50
	PLEASE SPECIFY COLOR WHEN ORDERING "SP" FORKS.	
5030B	REFLECTOR KIT: BICYCLES w/ BRACKETS	\$10.50
5030D	REFLECT.KIT FOR DEL TRK W/BRKT	\$14.00
5030F	REFLECTOR BRACKET: FRONT	\$4.00
5030T	REFLECTOR KIT TRIKE-W/BRACKETS	\$12.50
5031	REFLECTOR BRACKET:BIKE(FRT&RR)	\$5.00
5031R	REFLECTOR BRACKET REAR	\$3.25
5032	REFLECTOR KIT:BIKE W/O 5031	\$7.75
50A	FORK HEAD PRT SET50HD/150/7250	\$13.00
50B	FORK HEAD PARTS SET (FMB&PT)	\$19.50
51	CONE:FORK BOTTOM(FOR 50 &250HD	\$2.50
51B	CONE: BOTTOM:FMB/PT	\$2.50
52	CONE:FORK TOP ADJUST (50HD/150	\$3.25
5275	CRANK 4 1/2" (JUNIOR PORTOTRIKES)	\$20.00
52B	CONE:FORK TOP ADJUSTING:FMB/PT	\$3.25
53	KEY WASHER: FORK(50HD/150)	\$1.25
53B	KEY WASHER:3MMX26 FORK(FMB/PT)	\$1.25
54	LOCK NUT:FORK(50HD/150)	\$2.50
54B	LOCKNUT FOR FORK ON FOLDING BIKES AND PORTOTRIKE	\$2.75
5400	BELL:S ICE CREAM w/CLAMPS - Brass tuned set "Jingle, Jingle, Jingle"	\$96.50
5409	STEEL STRAP FOR 5400 BELLS	\$6.25
55	HANDLEBAR:TEXAS 24" (INB/ ING/ M2600)	\$13.00
550	HANDLEBAR:CRUISER 28" W/KNUCKLE	\$17.00
55A	STEM FOR HANDLEBAR-STAMPED	\$14.75
55B	GRIPS-HANDLEBAR (PAIR)	\$3.75
55D	GRIPS (SHORT FOR GRIP SHIFT)	\$8.00
55E	STEM:FOLDING BIKE AND PORT-O-TRIKES	\$28.50

55F	HANDLEBAR: JUNIOR HIGH RISE: MOVERS/ADAPTABLES/PT/EAGLE/FMB	\$14.50
55G	STEM:TANDEM REAR FOR SEAT POST	\$19.50
55H	STEM: LONG (11-12") FOR LGB OR M2020	\$28.75
55PAV	STEERING TILLER (HANDLEBAR) FOR PAV3	\$68.75
55SBS	STEERING TILLER (HANDLEBAR) -for Side by Side (SBST)	\$80.75
55U	STEM FOR SBST & PAV TILLER (HANDLEBAR)	\$17.00
55Y	Grips Set- Foam for SBST and PAV series	\$6.25
	BICYCLE PARKING RACKS	
	Bicycle Parking Rack Systems are industrial strength and are available in many sizes. Racks are ideal for keeping facilities such as large factories and office complexes organized and safe. Please call 800-962-2453 for current prices.	
57	LOCKNUT:ELAST.STOP 5/8(SL&PT)	\$3.25
58	AXLE:7/8X34"-ADAPT.(AD-BEFORE1965 and M260-stretch-prior 2004)	\$56.50
5848	MIRROR: BAR END STYLE (PAV3/SBST)	\$19.50
58A	AXLE:7/8x31-1/2" - Adaptable Tricycles (Square Hole Drive Hub)	\$52.00
58AK	ADAPTABLE AXLE ASSEMBLY KIT-CB (58A,2-91,69,130)	\$158.75
58M45	AXLE: CUSTOM MOVER-STYLE (45")	\$96.50
58SBS	AXLE FOR SBST (left or right side)	\$44.50
5922	Tire 20x2.125-Flame pattern	\$27.00
5922B	Tire: 20x3.00 (PALR) Flame Pattern	\$33.00
5922C	Tire 24x3.0 Flame Pattern	\$34.50
5922D	Tire 26x3.0 Flame Pattern	\$36.75
5923B	Tube 20x3.0	\$8.75
5923C	Tube 24x3.0	\$8.75
5923D	Tube 26x3.0	\$12.50
5927BLK-C	BASKET: REAR-ADAPTABLE/PORTOTRIKE/EAGLE/EXECUTIVE	\$31.00
5927L	Vinyl Liner for Wire Baskets (21x15x9)	\$32.75
5927BB	BASKET STRAP/BOLT/NUT FOR TRIKE PAV/SBST	\$3.50
59A	LOCKNUT: ADAPTABLE DRIVE SIDE (FOR 58A)	\$2.50
59M	LOCKNUT: MOVER DRIVE SIDE (FOR M13966)	\$2.50
60HD	FORK-26" HEAVY-DUTY (INDUSTRIAL BIKES) - BLACK	\$49.00
60HD-SP	FORK-26" HEAVY-DUTY (INDUSTRIAL BIKES) - SPECIAL COLOR	\$64.00
60STR	BRAKE STRAP FOR DISCONTINUED 50HD FORKS (w/o DRUM BRAKE BOLT)	\$2.25
6001A	PATCH KIT:BONDED "COLD PATCH"	\$9.50
60011	WTX REAR WHEEL w/ TIRE	\$42.75
60012	WTX FORK	\$49.00
60013	WTX SEATPOST	\$17.00
60014	WTX REAR AXLE	\$39.00
60015	WTX FRONT WHEEL w/ TIRE	\$49.00
60016	WTX CRANK ARMS	\$12.50
60017	WTX CRANK ARM PINS	\$4.75
60018	WTX FRONT AXLE/SPINDLE	\$12.50
60019	WTX AXLE BOLT	\$2.00
6004	RUBBER CEMENT: 1/4 PINT-4 OZ	\$12.75
6012	TIRE:20X1.75 MIDDLEWEIGHT:BLACK	\$17.00
6012A	TUBE:20X1.75 MIDDLEWEIGHT	\$7.50
6012R	Tire 20x1.75 Black with red stripe (new Portotrikes)	\$18.50
6012W	TIRE:20X1.75 MIDDLEWEIGHT :WHITE WALL	\$21.50
6021	TIRE 26X1.95 BLACK	\$22.75
6022	TIRE:26X1.75 MIDDLEWEIGHT:BLACK	\$18.50

6022A	TUBE:26X1.75 MIDDLEWEIGHT	\$7.75
6022W	TIRE:26X1.75 MIDDLEWEIGHT:WHITE WALL	\$22.00
6023	TUBE:20X2.125 PUNC. RESISTANT	\$17.00
6023A	TUBE:26X2.125 PUNC. RESISTANT	\$18.00
6023B	TUBE:24X2.125 PUNC. RESISTANT	\$17.75
6023C	TUBE:20X1.75/2.125 PUNC. RESISTANT	\$17.00
6023D	TUBE:26X1.75/2.125 PUNC. RESISTANT	\$18.00
6023E	TUBE:24X1.75/2.125 PUNC. RESISTANT	\$17.75
6032	TIRE:24X1.75 MIDDLEWEIGHT:BLACK	\$16.75
6032A	TUBE:24X1.75 MIDDLEWEIGHT	\$7.75
6032GNM	TIRE:24X1.75 MWT GREY-NON-MARKING- SPECIAL	\$29.50
6032W	TIRE:24X1.75 MIDDLEWEIGHT: WHITE WALL	\$20.75
6042	TIRE: 16x1.75 White Wall (TR16 Series)	\$20.75
62	BUSHINGS:5/8I.D.(FITS#176,4129	\$14.50
62B	SET SCREW: FOR #62:M6X10SOCLOW	\$1.25
62C	KEYWAY: ALL WORKSMAN TRIKES (JOINS GEAR TO AXLE)	\$1.25
63AD	BUSHING:7/8" (FITS#58,58A,&4129)	\$14.50
63B	SET SCREW: FOR 62A&69:M6X8SOCL	\$1.25
64M	WOODRUFF KEY-MOVER DRIVE SIDE	\$1.25
	NOTE: FIXED DRIVE SPROCKETS INCLUDE A MATCHING KEYWAY AND SET SCREW. THEY DO NOT HAVE TO BE ORDERED SEPARATELY.	
69	FIXED DRIVE SPROCKET:7/8-20T-(C/B)(58A&M13966)	\$22.50
69A	FIXED DRIVE SPROCKET: 3/4" AXLE-20T-EXECUTIVE/EAGLE/PT	\$23.75
69B	FIXED DRIVE SPROCKET:5/8"-18T: OLDER ALT/SL/PT	\$22.50
69S	STRAP (HEAVY DUTY) FOR Coaster Brake- MOVERS, STARLITE	\$1.50
6910V	Saddle: Extra wide w/o springs 7/8 Metal Base-Heavy Duty	\$30.50
6910V-5	Saddle: Extra wide w/o springs, 5/8 Bushing, Metal Base, Heavy Duty	\$32.50
6911V	Saddle: Extra wide with springs 7/8 Metal Base-Heavy Duty	\$40.00
6911V-5	Saddle: Extra wide with springs, 5/8 Bushing, Metal Base, Heavy Duty	\$42.00
70HD	Fork: Retro Springer Style for 26" Front Wheel	\$76.50
7200	FRAME:NEWSBOY 26"-INB-BLACK	\$189.50
7200-ORG	FRAME-NEWSBOY 26"-INB-ORANGE	\$189.50
7200-YEL	FRAME-NEWSBOY 26"-INB-YELLOW	\$189.50
	COLORS OTHER THAN BLACK, YELLOW AND ORANGE--ADD \$25	
7200A	FRAME: MNB MIDDLEWEIGHT 26" (MNB - No Double Top Tube)	\$184.00
7201	FRAME: LOW GRAVITY (MENS)	\$291.00
7201G	FRAME: LOW GRAVITY (UNISEX LGG STYLE)	\$301.75
7202	MUDGUARD:20"FRONT CHROME-LGB	\$14.50
7202P	MUDGUARD:20"FRONT BAL PAINTED (SPECIFY COLOR)	\$27.00
7203	FRAME: NEWSGIRL ING	\$189.50
7203A	FRAME: MNG LADIES STEP-THROUGH 26" MIDDLEWEIGHT	\$184.00
7204	KICKSTAND FENDER STOP:FOR LGB	\$12.00
7208Q	WHL:K/O HUB 20X2.125 W/AIR TIRE (LGB-FRONT)	\$116.75
7208QA	WHL:K/O HUB-20X2.125 W/O TIRE (LGB-FRONT)	\$83.50
7208SQ	WHL:K/O HUB-20X2 SOLID TIRE (LGB-FRONT)	\$133.00
	<i>All Worksmen Cycles use 1/2" pedals. (WTX uses 9/16".) Pedals sold in pairs.</i>	
7217	PEDALS:1/2"REFLECTORIZED) PAIR	\$13.50
7217-300622	Pedals: Special Needs 1/2" with heel support & dual straps	\$108.00
7217-300623	Pedals: Special Needs 9/16" with heel support & dual straps	\$108.00
7217-41038	PEDALS 1/2"PLATFORM-WEIGHTED WITH STRAP--SPECIAL NEEDS	\$22.00
7217-41197	PEDALS 1/2" WITH VELCRO STRAPS	\$21.50

7217GS12	PEDALS: LED FLASHING LIGHT 1/2" THREAD	\$29.95
7217GS916	PEDALS: LED FLASHING LIGHT 1/2" THREAD	\$29.95
7218	PEDALS-1/2"-RAT TRAP- STEEL	\$16.00
7219	PEDALS:9/16 REFLECTOR BLOCK (9/16 SHAFT)	\$16.00
7226	BASKET:TWIN REAR-NB,NG,LG,DEL (STRADDLES REAR WHEEL) (G4)	\$46.50
7227-P	Basket (LGB/ADBB) New Style Perforated Steel 24x17x12"(replaces 7227)	\$122.75
7228	BASKET:FRONT MOUNT 21X15X9 (G2)	\$36.00
7229A	KICKSTAND:INB,ING,2600,MNC,MB,MG/MGR,TANDEM	\$14.50
7229C	KICKSTAND:FMB-20"SIDESTAND	\$13.50
7229H	KICKSTAND:MNB,DF,LNB,LDF	\$14.50
7230	KICKSTAND:LOW GRAVITY (FRONT SWIVEL PARKING TYPE)	\$48.75
7231L	SPRING, LG/LGG KICKSTAND-LEFT	\$6.50
7231R	SPRING, LG/LGG KICKSTAND-RIGHT	\$6.50
7232	BOLT&SPACER:LOW GRAVITY STAND	\$6.50
7232A	SPACER-(WITHOUT BOLT_ FOR LG KICKSTAND	\$5.00
7233	SUPPORT ARMS:BASKET:LGB(L&R) PAIR	\$32.50
7250	FORK:LGB:BAL 20" 13-11/16"	\$69.50
7251	CONE:FORK BOTTOM(FITS150&7250	\$2.50
7251A	CONE:FORK BOTTOM(FITS 7250A	\$2.50
	NOTE- THE FOLLOWING FRAMES FOR ADAPTABLE TRICYCLES SHIP VIA MOTOR FREIGHT ONLY. PLEASE SPECIFY COLOR. WE ALWAYS RECOMMEND THE COASTER BRAKE STYLE FOR INDUSTRIAL TRICYCLES. BOTH FRAMES INCLUDE THE AXLE. 91 BEARINGS. AND AXLE SPROCKET.	
72A	FRAME:ADAPTABLE-FREEWHEEL (INCLUDES AXLE & FW SPROCKET)	\$475.00
72ACB	FRAME:ADAPTABLE-COASTER BRAKE (INCLUDES AXLE & 69 SPROCKET)	\$487.00
72PAV	FRAME- PERSONAL ACTIVITY VEHICLE-PAV3/PAV33CB	\$512.00
72SBCB	FRAME: SIDE BY SIDE	\$887.00
7300A	WOOD PANEL: LG	\$16.00
7300F	WOOD PANEL: TRC	\$28.75
7300G	WOOD PANEL: PIZZA CABINET	\$18.00
	Note- , front drum brake wheels do not include the cable, adjusting barrel or set screw. If you need these parts, order Part # F719	
	WHEELS IN THE FOLLOWING GROUP- HEAVY DUTY-CLINCHER STYLE	
77	WHEEL: FRONT DRUM 26X2.125 W/AIRTIRE(ADAPTS-MOVERS)	\$161.50
77A	WHEEL :FRONT.DRUM 26X1.25 W/O TIRE	\$125.50
77KVPR	WHEEL: FRONT DRUM:26x2.125:KEVLAR TIRE/PUNCTURE RESISTANT TUBE	\$185.75
77S	WHEEL: FRONT DRUM:26 W/SOLID TIRE	\$177.50
7720	WHEEL: FRONT DRUM 20X2.125 W/TIRE (M2020,SBST,PAV)	\$158.00
7720A	WHEEL: FRONT DRUM.20X2.125 W/O TIRE (M2020,SBST,PAV)	\$124.50
7720R	WHEEL- 20X2.125 REAR DRUM- W/TIRE - FOR CUSTOM USE	\$193.75
7720S	WHEEL: FRONT DRUM 20" W/SOLID TIRE - M2020	\$174.00
7724	WHEEL :FRONT.DRUM 24X2.125 W/AIR TIRE	\$160.00
7724A	WHEEL :FRONT.DRUM 24X2.125 W/O TIRE	\$124.50
7724R	WHEEL:REAR DRUM:24X2.125::AIR TIRE:CLINCHER	\$184.00
7724RA	WHEEL :REAR DRUM 24X2.125 W/O TIRE (CUSTOM USE)	\$162.50
77CAR	WHEEL FRONT DRUM 26 CLCHR-ALLOY STAINLESS SPOKES W/O TIRE	\$162.50
77R	WHEEL: REAR DRUM 26X1.25 W/AIR TIRE	\$184.00
77RA	WHEEL: REAR DRUM 26X2.125 W/O TIRE	\$151.50
77RCAR	WHEEL REAR DRUM 26X2.125 CLINCHER ALLOY S/S W/O TIRE	\$205.50
78	WHEEL: FREE-24X2.125 W/AIR TIRE	\$96.50
78A	WHEEL: FREE:24 X 2.125 W/O AIR TIRE (ADAPTABLE TRIKES)	\$69.50
78S	WHEEL :FREE: 26"WITH SOLID TIRE (ADAPTS AND MOVERS)	\$121.50
78SA	WHEEL: FREE:26" W/O SOLID TIRE (ADAPTS AND MOVERS)	\$72.00

79	WHEEL: DRIVE:24X2.125W/AIR TIRE (ADAPTS)	\$100.00
79A	WHEEL :DRIVE 24 X2.125W/O AIRTIRE (ADAPTS)	\$75.75
79S	WHEEL: DRIVE 26"WITH SOLID TIRE (ADAPTS)	\$122.00
79SA	WHEEL :DRIVE 26"W/O SOLID TIRE (ADAPTS)	\$77.00
7910V	SADDLE: WIDE-PLASTIC BASE W/O SPRINGS (PT)	\$29.50
7912AHB	ARMRESTS: FOR HIGH BACK SEATS FOR SBST & PAV (pair)	\$85.00
7912THB	HIGH BACK REPLACEMENT SEAT - PAV & SBST	\$119.00
7913A	CLAMP: FOR SADDLE-7/8"-CLAMP ONLY	\$5.00
7916B	INSERT BUSHING FOR SEAT CLAMP FOR MOVER 5/8" SEATS	\$2.00
7917T-1	BACKREST: PortoTrike, TR16, Eagle, Executive, Mover (for 1" seatpost models)	\$79.50
7917T-1SB	BACKREST: Same as above with automotive lap seatbelt	\$141.75
791C	CANOPY FRAME AND TOP KIT-SBST	\$199.00
791PAV	CANOPY FRAME AND TOP FOR PAV3	\$169.00
	Note: The term "welded wheels" refers to our steel mag wheels.	
8132	WHEEL: WELDED MAG:20"FREE W/AIR TIRE	\$142.50
8132S	WHEEL: WELDED MAG 20"FREE W/SOLID TIRE	\$155.50
8132SA	WHEEL: WELDED MAG:20"FREE W/O SOLID TIRE	\$113.75
8133	WHEEL:WELDED:20"DRIVE W/AIR TIRE -square hole in hub	\$152.00
8133MS	WHEEL:"WELDED 20" MOVER DRIVE SOLID M2020 /M2620-str	\$174.50
8133S	WHEEL: WELDED:20"DRIVE W/SOLID TIRE Square hub hole	\$165.75
8133SA	WHEEL: WELDED:20"DRIVE W/OTIRE-Square Hub Hole	\$121.50
82	MUDGUARD: 26"FRONT BALLOON-CHROME	\$14.50
82-C	MUDGUARD: 26"FRONT BALLOON-CHROME-WITH ALL HARDWARE/BRACES	\$26.00
82K	FENDER FRONT PARTS HARDWARE KIT:95 / 4907A / 4907B (X2)	\$2.75
8220	FENDER- FRONT 20" MOVER 2020,2026-20"-CHROME	\$13.00
8260B	FORK :26"TUBULAR CRUISER CHROME PLATED	\$65.50
82P	MUDGUARD: 26" FRONT BAL-PAINTED METAL-SPECIFY COLOR	\$27.00
82P-BLK	MUDGUARD: 26"FRONT BALLOON-BLACK RESIN	\$16.50
82P-BLK-C	MUDGUARD: 26"FRONT BALLOON-RESIN-WITH ALL HARDWARE/BRACES	\$22.75
83	BRACES:26" FRONT/REAR BALLOON (PAIR)	\$4.25
83A	BRACES:26" FRONT/REAR BALLOON(1)	\$2.25
84	BRACES:26" SIDE(SET OF 3) ADAPTABLE w/ 26" WHEELS	\$14.00
84A	BRACES:24" SIDE (3 TO SET) (ADAPTABLE)	\$14.00
8522V	SADDLE: WTX Lycra - Extra wide	\$48.75
91	PILLOW BLOCK:7/8"(FITS 58/58A)	\$34.75
91A	BLT-NUT-WSHR(FOR#91:2 TO SET)	\$1.55
91B	SET SCREW:(#91 PILLOW BLOCK)	\$1.50
9178	WHEEL: WELDED MAG .FREE:26" W/AIR TIRE (ADAPTS, MOVERS)	\$155.50
9178S	WHEEL:WELDEDMAG.FREE:26"WITH SOLID TIRE (ADAPTS AND MOVERS)	\$171.00
9178SA	WHEEL:WELDEDMAG 26"FREE W/O SOLID TIRE(ADAPTS, MOVERS)	\$122.50
9179	WHEEL: WELDED MAG .DRIVE:26"WITH AIR TIRE(ADAPTABLE)	\$161.00
9179MKVPR	WHEEL:DRIVE WLD:26" MOVER:KV/PR	\$184.00
9179M	WHL:DRIVE WLD:26" Mover:W/AIR	\$167.75
9179MS	WHEEL-WELDEDMAG DRIVE 26"MOVER SOLID (M2626)	\$175.00
9179MSA	WHEEL-WELDEDMAG DRIVE MOVER DR-26"W/O TIRE (M2626)	\$131.50
9179S	WHEEL:WELDED MAG.DRIVE:26" WITH SOLID TIRE-(ADAPT)	\$176.50
9179SA	WHEEL:WELDED MAG.26"DRIVE W/O SOLID TIRE (ADAPTS)	\$129.00
92	FENDER BRACKET:SIDEWHEEL (ADAPTABLE)	\$14.00
93	SPACER WSHR:DRIVE SIDE 58-58A	\$0.60
95	L-BRACKET:FRONT FENDER TO FORK	\$0.85

96	L-BRACK:REARFND-LUGGAGE CARRIER	\$0.65
	The following part #'s begin with Alpha designation:	
F719	DRUM BRAKE CABLE & CASING w/ ANCHOR BOLT & ADJUSTING BARREL	\$11.00
F719-SBST	DRUM BRAKE CABLE & CASING (LONG) w/ ANCHOR & BARREL - SBST/PAV	\$11.75
F769	ANCHOR BOLT FOR F719 CABLE	\$5.00
F770	ADJUSTING BARREL FOR F719 CABLE	\$5.00
F817M	BEARINGS:(SET OF 50-FOR L900 FRONT DRUM BRAKE	\$15.00
F818	ARM BAND ASSEMBLY (BB11)	\$1.00
F820L-1	HAND BRAKE LEVER - LEFT - NON LOCKING (Pleasure cycles only.)	\$8.75
F820R-1	HAND BRAKE LEVER - RIGHT - NON LOCKING (Pleasure cycles only.)	\$8.75
F821	HANDLEBAR CABLE CLIP	\$1.00
F822	CABLE TIE STRAP (NYLON)	\$0.60
F851	CABLE & CASING REAR DRUM BRAKE	\$20.75
F852L	HAND BRAKE LEVER - LOCKING TYPE-light duty	\$10.00
F852R	HAND BRAKE LEVER - LOCKING TYPE-light duty	\$10.00
	NOTE- THE CORRECT PART # FOR HEAVY DUTY LOCKING HAND BRAKE LEVERS IS THE L752L (LEFT) AND L752R(RIGHT). THESE ARE MORE HEAVY DUTY THAN F852L & F852R LEVERS, WHICH ARE FOR RECREATIONAL MODELS.	
	Note- The Part #'s FS20 and FS24 are complete side fender sets that can be installed onto PortoTrikes (FS20) and Eagle Trikes /Executive Trikes (FS24E). These kits include both fenders, brace sets and mounting hardware.	
FS20	SIDE FENDER W/ BRACE - PAIR: PORTOTRIKE	\$65.00
FS24	SIDE FENDER W/ BRACE - PAIR: EAGLE	\$65.00
FS24E	SIDE FENDER W/ BRACE - PAIR: EXECUTIVE	\$65.00
G1	USE PART # 139	\$25.00
G2	USE PART # 7228	\$35.00
G219	CABLE & CASING: FOR EAGLE AND PT FRONT DRUM	\$9.00
G220	CABLE & CASING: FOR EAGLE/PT & MOTORIZED SBST/PAV FRONT CALIPER	\$8.75
G250	BRAKE: FRONT DRUM: 36 HOLE: 14g(PT AND eag)-RECREATIONAL	\$66.00
G4	USE PART # 7226	\$42.75
L500-F	BRAKE:DRUM HUB:FRONT:36H:11G	\$100.00
L509	AXLE: FRONT DRUM BRAKE: PRESSED BEARING STYLE	\$20.50
L517	BEARING: FRONT DRUM (HEAVY DUTY) PRESSED STYLE (each)	\$8.00
L709	AXLE: FRONT DRUM BRAKE: LOOSE BEARING STYLE W NUTS & CONES	\$20.75
L725-1	DRUM BRAKE PLATE KIT w/ BRAKE PADS "L" (Internal cam parts.)	\$35.50
L752L	HAND BRAKE LEVER-HEAVY DUTY- LOCKING-LEFT	\$13.00
L752R	HAND BRAKE LEVER HEAVY DUTY LOCKING RIGHT	\$13.00
L815	NUT: OUTSIDE FOR L SERIES DRUM BRAKE BRAKE	\$0.75
L816	WASHER: OUTSIDE FOR "L" SERIES DRUM BRAKE	\$0.75
L901	REAR DRUM BRAKE HUB FOR DOWNHILL CRUISERS	\$124.50
L926	DRUM BRAKE (REAR) PLATE KIT w/ BRAKE PADS (internal parts)	\$42.75
M13966	REAR AXLE FOR MOVER TRIKE- 33.25"	\$56.50
M13968	FRONT BASKET: MOVER FOR M17852 WITH WOOD	\$47.50
M13970	REAR EXP: METAL BASKET:22 X 23-MOVER	\$139.00
M13974	CENTER AXLE SUPPORT BEARING-MOVER-BEARING AND HOUSING ONLY	\$42.50
M13974K	CENTERAXLE SUPPORT BEARING UPGRADE KIT FOR MOVERS-PRE-2001	\$73.50
M13975	OUTER BEARING AND PLATE ASSY-MOVER	\$72.50
M13996	SIDE FENDER BRACE 26" MOVER -LEFT OR RIGHT	\$14.75

M13998	SIDE FENDER BRACE 20" MOVER - LEFT OR RIGHT	\$14.00
M13E5	5" PLATFORM LIP OPTION-MOVER	\$70.00
M14022	WHEEL DRIVE 20" W/O TIRE-MOVER (M2020 / M2620STR	\$75.75
M14023	WHEEL DRIVE 20" W/AIR TIRE MOVER (M2020/M2620STR	\$108.00
M14024	WHEEL; DRIVE 20" W SOLID TIRE MOVER (M2020/M2620STR	\$127.75
M14031	WHEEL '26" DRIVE W/O TIRE MOVER (M2626)	\$80.00
M14032	WHEEL: 26" DRIVE W/AIR TIRE MOVER (M2626)	\$112.50
M14032S	WHEEL '26" DRIVE - SOLID TIRE-MOVER (M2626)	\$132.00
M14038	WHEEL DRIVE - 24" W/ AIR TIRE MOVER (M2624 AND SBST)	\$111.50
M14038A	WHEEL-24 X 2.125 DRIVE-MOVER- M2624-CB OR (SBST- L/R)	\$79.00
M17350	CABINET-REAR -MOVER: 22 X 23 X 12	\$179.00
M17350J	CABINET REAR: MOVER-JUMBO SIZE 22X23X17"	\$199.00
M17852	FRONT BUMPER KIT-MOVER 2020	\$135.00
M20	RIM: 20 X 1.75:36 HOLE:14GA.080 (OUTER RIM ONLY)- MIDDLEWIGHT	\$13.75
M20CB	WHEEL C/B REAR: 20 X 1.75 36 HOLE	\$60.00
M20F	WHEEL: FRONT: 20 X 1.75 36 HOLE	\$36.50
M24	RIM: 24 X 1.75:36 HOLE:14GA.08 (OUTER RIM ONLY) -MIDDLEWEIGHT	\$15.50
M243CB	WHEEL: 3 SPD C/B: 24 X 1.75: 36 HOLE-MG3CB	\$186.50
M24CB	WHEEL C/B REAR: 24 X 1.75 36 HOLE-MG	\$63.50
M24F	WHEEL FRONT: 24 X 1.75 36 HOLE-FRONT ALT	\$38.50
M24FX	WHEEL FRONT 24X1.75 11 G W/O TIRE- EXECUTIVE TRIKES	\$51.50
M26	RIM: 26 X 1.75:36 HOLE:14GA.08 (OUTER RIM ONLY) MIDDLEWEIGHT	\$18.50
M26CB	WHEEL: 26 X 1.75 RR.C/B 36 HOLE(MNB,DF,MNG)	\$63.50
M26F	WHEEL FRONT: 26 X 1.75 36 HOLE(MNB,DF,MNG)	\$39.50
MF2020A	FRAME MOVER 2020 SERIES (SPECIFY COLOR)	\$562.00
MF2626A	FRAME MOVER 2626 SERIES (SPECIFY COLOR)	\$574.00
MF2620STRA	FRAME: MOVER STRETCH M2620-CB-STR	\$652.00
MSF20	SIDE FENDER & BRACE KIT COMPLETE: M2020 - CHROME	\$65.00
MSF24	SIDE FENDER & BRACE KIT COMPLETE: SBST/PAV - BLACK RESIN	\$65.00
MSF24-CP	SIDE FENDER & BRACE KIT COMPLETE: SBST/PAV - CHROME	\$75.00
MSF26	SIDE FENDER & BRACE KIT COMPLETE: M2626 - BLACK RESIN	\$65.00
MSF26-CP	SIDE FENDER & BRACE KIT COMPLETE: M2626 - CHROME	\$75.00
R8S	CASTER: RIGID 8" WITH SOLID TIRE	\$60.50
	The following 3 speed cable and shifter is for Sturme y Archer 3 speed coaster brakes. Sturme y Archer brand is used on light duty recreational models including EAG3CB, PT3CB, FMB3CB.	
SA14-1A	CABLE AND TRIGGER(WITH PIANO-THUMB SHIFTER) ST ARCHER	\$42.75
SMX243CB	WHEEL: 24X2.125 3 SPEED COASTER BRAKE-CLINCHER W/O TIRE	\$207.00
SMX263CB	WHEEL: 26X2.125 3 SPEED COASTER BRAKE-CLINCHER W/O TIRE	\$209.00
SMX263CBAL	WHEEL: 26X2.125 3 SPEED COASTER BRAKE-ALLOY CLINCHER W/O TIRE	\$235.75
SMX267CB	WHEEL: 26X2.125 7 SPEED COASTER BRAKE- CLINCHER W/O TIRE	\$399.00
SS01	NUT, SHIMANO 3CB	\$0.65
SS02	WASHER, SHIMANO 3CB	\$0.25
SS03	DUST CAP, SHIMANO 3CB	\$1.75
SS03	DUST CAP, SHIMANO 3CB	\$1.75
SS04	SPROCKET, SHIMANO 3CB 20T	\$4.50
SS06	SNAP RINGC. SHIMANO 3CB	\$0.75
SS12N-1	SHIFTER & CABLE: SHIMANO NEXUS 3 SPEED (MOVER/ADAPTABLE)	\$30.50
SS13N-3	SHIFTER & CABLE: SHIMANO NEXUS 3 SPEED (PAV/SBST)	\$36.50
SS147	20T SPROCKET SHIMANO C/B	\$7.00

SS148	22T SPROCKET- SHIMANO C/B	\$7.75
SS721	SHIMANO"E"CB INTERNAL PARTS KIT- PARTS INSIDE SHIMANO C/B(1 SPD)	\$35.00
SW8S	CASTER:SWIVEL:8" WITH SOLID TIRE	\$73.50
SW8SL	CASTER 'SWIVEL 8" LOCKING W/ SOLID TIRE	\$79.75
W8S	WHEEL:8" WITH SOLID TIRE FOR SW8 SERIES CASTERS	\$39.50
Prices effective January 1, 2017. Prices are subject to change without notice.		
To order, call 718-322-2000 M-F 9-5 EST, email to orders@worksman.com,		
or fax to 718-529-4803.		
Worksman Cycles, 94-15 100th Street, Ozone Park, NY 11416 USA		
General email: cycles@worksman.com		
Ordering email: orders@worksman.com (For sending PO's only!)		
www.worksmancycles.com		